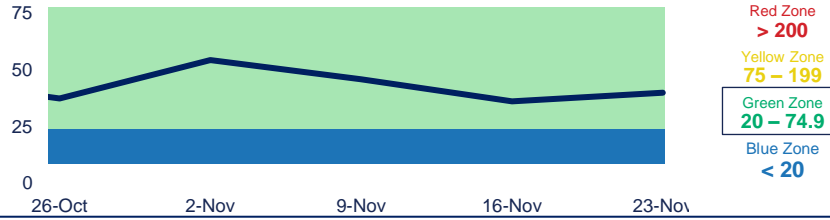


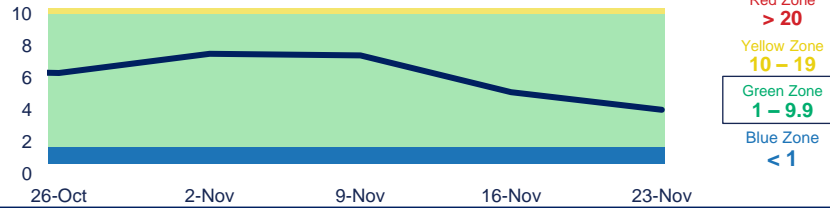
COVID Cases per 100k (7-day total)

39.95



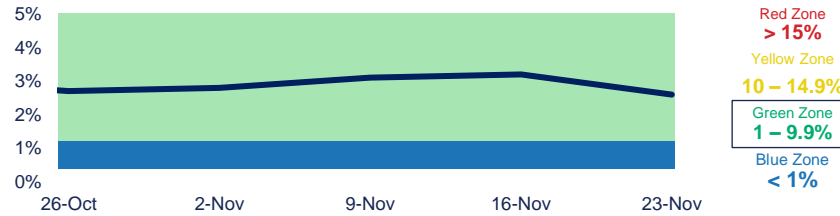
COVID Hospital Admissions per 100k (7-day total)

4.0




%Staffed COVID Inpatient Beds (7-day average)

2.6%



CDC Community Level and Recommendations



covid.cdc.gov

- ✓ Stay up to date with COVID-19 vaccines and boosters
- ✓ Maintain improved ventilation throughout indoor spaces when possible
- ✓ Follow CDC recommendations for isolation and exposure, including testing guidance
- ✓ If you are immunocompromised or high risk for severe disease: (1) have a plan for rapid testing if needed, and (2) talk to your healthcare provider about whether you are a candidate for treatments like oral antivirals, PrEP, and monoclonal antibodies

Additional Monitored Metrics (7-day average)



52

New COVID-19 Cases



5.76%

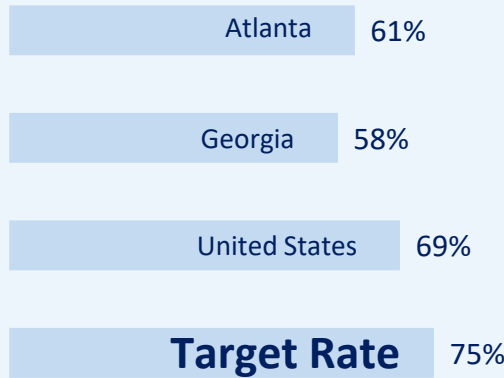
% Positive Test Results



93

COVID-19 Hospitalizations

% Population Fully Vaccinated



November 25, 2022 Atlanta COVID-19 Dashboard

Current Status: **Green Zone**

Metrics are reported to public biweekly.
Next update is on December 9, 2022

#ATLSTRONG

Disclaimer: The City continues to review several additional key metrics, including data for the Atlanta metro area. All data used herein is not owned or maintained by the City of Atlanta. Data has been sourced from Fulton County Board of Health (FCBOH), AFCEMA, Georgia Department of Public Health (GA DPH), and the Centers for Disease Control and Prevention (CDC). Fulton County-wide data are used as a proxy for City of Atlanta jurisdiction in most cases. Data and guidelines will be updated based on recommendations from local, state, and federal public health experts. The City of Atlanta does not claim responsibility for the accuracy of the source data.