

Atlanta COVID-19 Dashboard: Red Zone

The City of Atlanta will continue to update our COVID-19 Recovery Plan and Metrics. The metrics are now classified as key metrics: community level indicators, and additional monitored indicators. Key metrics are used to determine our movement between zones. Additional monitored indicators are observed to provide general guidance and updates about the pandemic.

CITY OF ATLANTA POLICY UPDATES

#ATLSTRONG

- ✓ City facilities are open to the public
- ✓ Wearing a face mask in City facilities for public meetings and programming is mandated
- ✓ City accepts all Chapter 142 outdoor event applications with safety measures

CDC RECOMMENDATIONS

- ✓ Wear a well-fitting mask indoors in public, regardless of vaccination status
- ✓ If you are high risk for severe disease: (1) wear a mask or respirator for greatest protection, (2) consider avoiding non-essential indoor activities in public, (3) talk to your medical provider about other precautions to take, (4) have a plan for rapid testing, and (5) talk to your medical provider about treatments like oral antivirals, PrEP, and monoclonal antibodies
- ✓ If you have household or social contact with someone at high risk for severe disease: (1) consider self-testing to detect infection before contact, and (2) consider wearing a mask when indoors with them
- ✓ Stay up to date with COVID-19 vaccines and boosters
- ✓ Maintain improved ventilation throughout indoor spaces when possible
- ✓ Follow CDC recommendations for isolation and quarantine, including testing guidance

COMMUNITY LEVEL KEY METRICS

TRANSITION TO YELLOW ZONE after reaching Yellow Zone key metrics for 10 days in all three categories

YELLOW ZONE KEY METRICS INCLUDE THE FOLLOWING:

- ✓ **New COVID Cases per 100,000 people in the last 7 days:** 75-199
- ✓ **COVID Hospital Admissions per 1000,000 people (7-day total):** 10-19.9
- ✓ **Percent of Staffed Inpatient Hospital Beds:** 10-14.9%

ADDITIONAL MONITORED INDICATORS

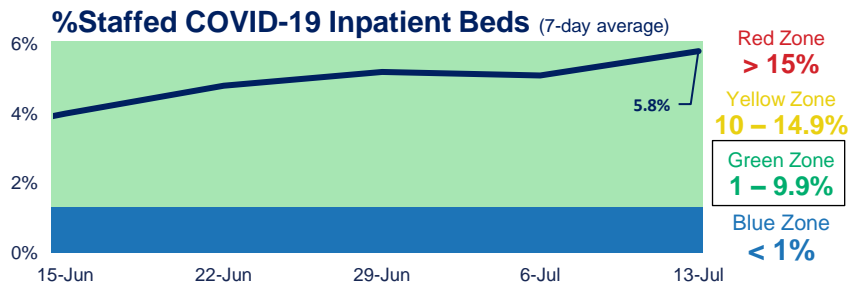
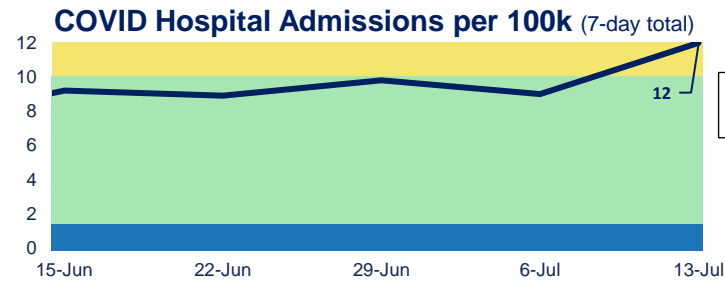
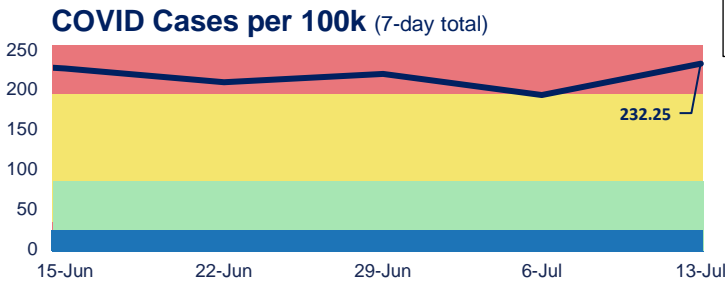
- ✓ **New COVID-19 Cases (7-day average)**
- ✓ **Percent of Positive COVID-19 Tests (7-day average)**
- ✓ **COVID-19 Hospitalizations (7-day average)**
- ✓ **Hospital Bed Availability:** Pre-COVID Average 22.5%
- ✓ **Hospital CCU Bed Availability:** Pre-COVID Average 25%
- ✓ **Percent of Population Fully Vaccinated in the United States, the State of Georgia and the City of Atlanta**
- ✓ **Testing Capacity:**
 - ✓ **County Standards:** >2857 tests per day
- ✓ **Levels of Community Transmission**

Disclaimer: The City continues to review several additional key metrics, including data for the Atlanta metro area. All data used herein is not owned or maintained by the City of Atlanta. Data has been sourced from Fulton County Board of Health (FCBOH), AFCEMA, Georgia Department of Public Health (GA DPH), and the Centers for Disease Control and Prevention (CDC). Fulton County-wide data are used as a proxy for City of Atlanta jurisdiction in most cases. Data and guidelines will be updated based on recommendations from local, state, and federal public health experts. The City of Atlanta does not claim responsibility for the accuracy of the source data.

Atlanta COVID-19 Dashboard – July 15, 2022

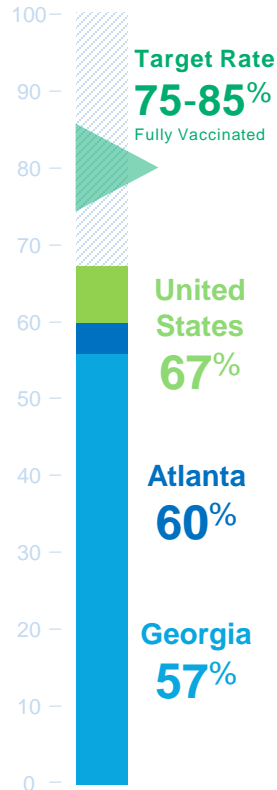

Current Status: **Red Zone** *Metrics are reported to public weekly. Next update is on 7/22.*

Key Metrics: Community Level Indicators



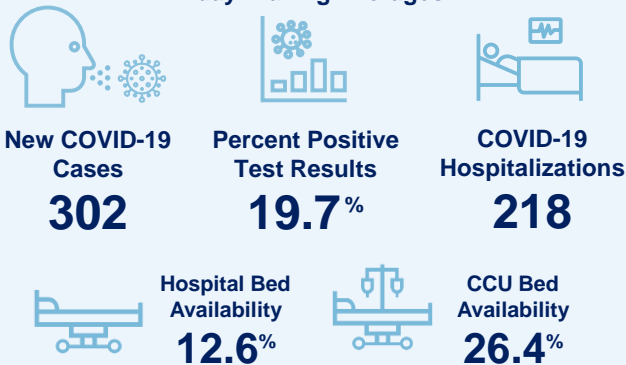
Current Trends

% Fully Vaccinated

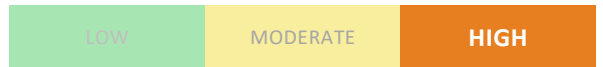


Additional Monitored Indicators

7-day Trailing Averages



Community Level > Fulton County, GA



covid.cdc.gov



Testing Capacity
(Daily)

Current Capability
4,000
Tests per day

County Standards
>2,857
Tests per day

Disclaimer: The City continues to review several additional key metrics, including data for the Atlanta metro area. All data used herein is not owned or maintained by the City of Atlanta. Data has been sourced from Fulton County Board of Health (FCBOH), AFCEMA, Georgia Department of Public Health (GA DPH), and the Centers for Disease Control and Prevention (CDC). Fulton County-wide data are used as a proxy for City of Atlanta jurisdiction in most cases. Data and guidelines will be updated based on recommendations from local, state, and federal public health experts. The City of Atlanta does not claim responsibility for the accuracy of the source data.