

COVID-19 Atlanta Dashboard: Red Zone

The City of Atlanta will continue to update our COVID-19 Resilience Plan and Metrics. The metrics are now classified as key metrics and monitored. Key metrics are used to determine our movement between zones. Monitored metrics are observed to provide general updates about the pandemic.

RECENT GUIDANCE UPDATES

#ATLSTRONG

- ✓ As a mandate, all persons in a public place citywide shall wear a mask when indoors
- ✓ City accepts Section 42 outdoor event applications with safety measures
- ✓ City facilities are open for transactional services only, such as payments for permits and licenses, and remain closed to public events

ONGOING GUIDANCE

- ✓ Vaccination remains the most effective protection against COVID-19
- ✓ Practice social distancing
- ✓ Frequently wash hands
- ✓ Frequent cleaning of public and high touch areas
- ✓ Practice telework and staggered office schedules where feasible, with safety measures
- ✓ Non-essential City facilities may open to the public. Masking will be mandated for now and the number of persons indoors may be limited to avoid crowding

KEY METRICS

➤ **TRANSITION TO YELLOW ZONE** after sustaining Yellow Zone key metric targets over 10 days (i.e. COVID cases, hospitalizations, and positive test results).

YELLOW ZONE KEY METRICS INCLUDE THE FOLLOWING:

- ✓ **Percent of Population Fully Vaccinated in the State of Georgia and the City of Atlanta**
- ✓ **New COVID Cases:** Cases average between 20-75
- ✓ **COVID Hospitalizations:** Hospitalizations average result between 50-200
- ✓ **Percent of Positive COVID Tests:** Diagnostic test positivity result between 1-5%

MONITORED METRICS

Hospital capacity indicators are monitored daily

- ✓ **Hospital Bed Availability:** Pre-COVID Average 22.5%
- ✓ **Hospital CCU Bed Availability:** Pre-COVID Average 25%

Testing capacity indicators are monitored daily

- ✓ **County Standards:**
> 2857 tests per day

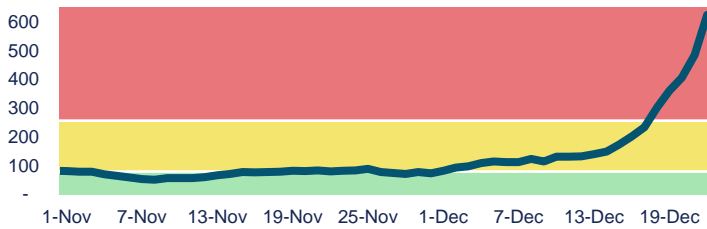
Disclaimer: The City continues to review several additional key metrics, including data for the Atlanta metro area. All data used herein is not owned or maintained by the City of Atlanta. Data has been sourced from FCBOH and AFCEMA. Fulton County-wide data are used as a proxy for City of Atlanta jurisdiction to monitor each gateway metric. Data and guidelines will be updated based on recommendations from local, state, and federal public health experts, including FCBOH, AFCEMA, the Centers for Disease Control and Prevention. The City of Atlanta does not claim responsibility for the accuracy of the source data.

COVID-19 Atlanta Dashboard – December 23, 2021

Current Status: **Red Zone** *Metrics are reported to public weekly. Next update is on 12/30.*

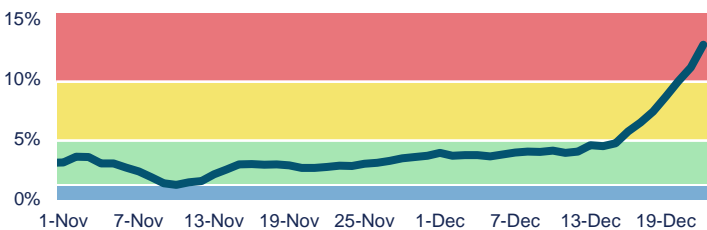
Key Metrics

New COVID Cases (7-day trailing avg.)



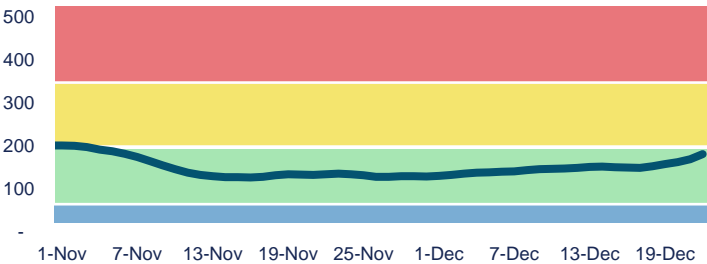
Red Zone
> 250
Yellow Zone
75 – 249
Green Zone
20 – 74
Blue Zone
< 20

Avg. % Positive Test Results (7-day trailing avg.)



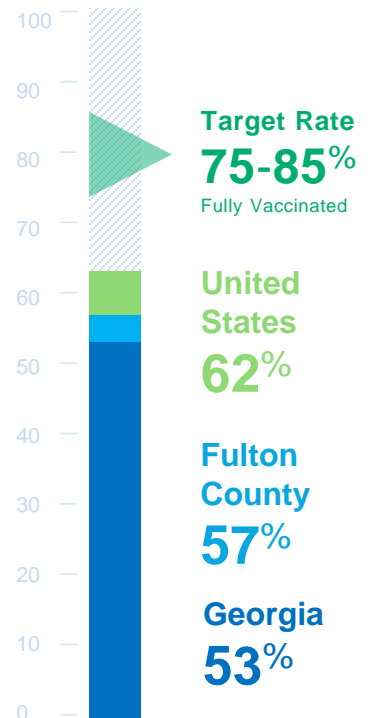
Red Zone
> 10%
Yellow Zone
5.1 – 10%
Green Zone
1 – 5%
Blue Zone
< 1%

COVID Hospitalizations (7-day trailing avg.)



Red Zone
> 350
Yellow Zone
201 – 349
Green Zone
50 – 200
Blue Zone
< 50

Fully Vaccinated Against COVID-19



Monitored Indicators



Hospital Bed Availability
16.4%

Pre-COVID Average
22.5%



CCU Bed Availability
17.9%

Pre-COVID Average
25%




Testing Capacity
(Daily)

Current Capability
8,000
Tests per day

County Standards
>2,857
Tests per day

Level of Community Transmission > Fulton County, GA



covid.cdc.gov

*Data updated to show 7-day average, consistent with FCBOH

Disclaimer: The City continues to review several additional key metrics, including data for the Atlanta metro area. All data used herein is not owned or maintained by the City of Atlanta. Data has been sourced from FCBOH and AFCEMA. Fulton County-wide data are used as a proxy for City of Atlanta jurisdiction to monitor each gateway metric. Data and guidelines will be updated based on recommendations from local, state, and federal public health experts, including FCBOH, AFCEMA, the Centers for Disease Control and Prevention. The City of Atlanta does not claim responsibility for the accuracy of the source data.