

# COVID-19 Atlanta Reopening Phase 2

#ATLSTRONG

## Guidelines

### INDIVIDUALS

- ✓ Stay home except for essential trips
- ✓ Frequent hand washing
- ✓ Social distancing
- ✓ Wearing a face mask in public is a mandate
- ✓ **Small, private gatherings of no more than 10 people, with social distancing**

### BUSINESSES/ NON-PROFITS

- ✓ To-go and curbside pickups from restaurants and retail establishments
- ✓ Continue practicing teleworking
- ✓ Frequent cleaning of public and high touch areas

### CITY GOVERNMENT

- ✓ Non-essential City facilities remain closed
- ✓ Moratorium on special event applications
- ✓ Continue communication with local and State authorities to monitor public health metrics

## Metrics

Transition to Phase 3 after reaching Green Zone targets and sustaining each target over a 14-day span (i.e. COVID cases, hospitalizations, and positive test results) and daily average (i.e. Hospital bed capacity and testing capacity).

Green Zone Targets include the following:

- ✓ New COVID cases: Cases average below 75
- ✓ COVID Hospitalizations: Hospitalizations average result below 200
- ✓ Percent of Positive COVID Tests: Diagnostic test positivity result below 5%
- ✓ Hospital Bed Availability: Remain above 25% in bed availability
- ✓ COVID Testing Capacity: Remain above 75% of testing capability

**AND**

- ✓ 15 contact tracers per 100,000 residents\*

\*contact tracing data are not currently available through the local and state public health departments.

# COVID-19 Atlanta Reopening Dashboard – September 24, 2020

#ATLSTRONG

Current Status: **Phase 2**

Metrics are reported to public weekly. Next update is on 10/01.

## Guidance Phase 2

- Social distancing
- To-go and curbside pickups from restaurants and retail establishments
- **All persons are required to wear a mask or face covering over their nose and mouth**
- Small, private gatherings of no more than 10 people, with social distancing

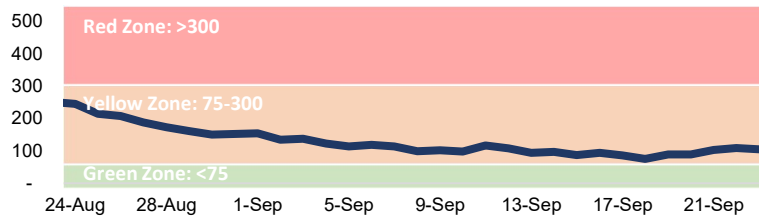
## Focus areas for next seven days

- Monitoring current Yellow Zone trends in new cases, hospital capacity, and testing capacity and current Green Zone trends in hospitalizations and percent positive tests.

## Disease Spread Indicators



### New COVID Cases (7-day trailing avg.)



Current Trend

0

Trending in the Green Zone

Phase 3 Target

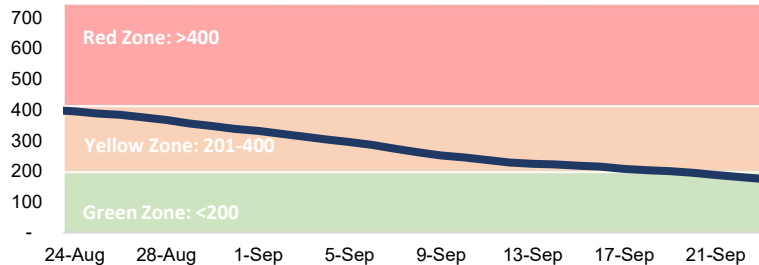
14

14-day Green Zone trend

Days



### COVID Hospitalizations (7-day trailing avg.)



4

Trending in the Green Zone since 9/20

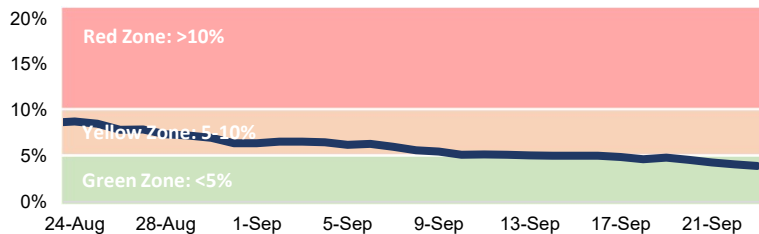
14

14-day Green Zone trend

Days



### Avg. % Positive Test Results (7-day trailing avg.)



7

Trending in the Green Zone since 9/17

14

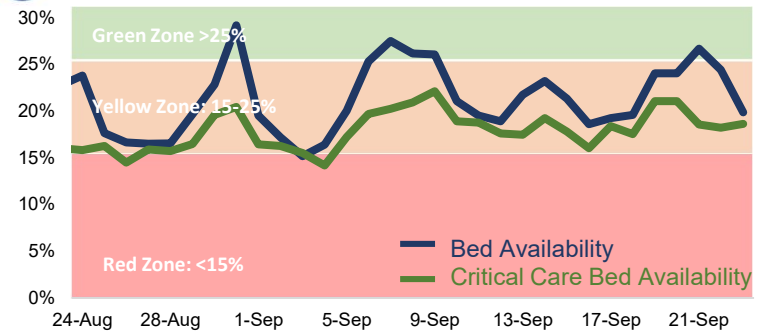
14-day Green Zone trend

Days

## Hospital Capacity Indicators



### Hospital Bed Availability (Daily)<sup>1</sup>

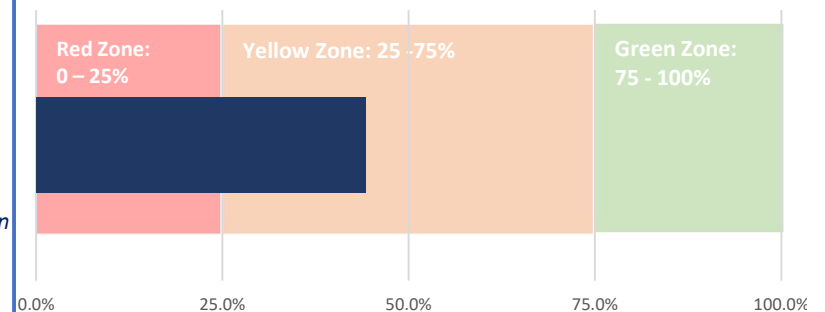


— Bed Availability  
— Critical Care Bed Availability

## Testing Indicators



### COVID Testing Capacity (Daily)<sup>2</sup>



<sup>1</sup> Hospital Bed Availability has reduced due to the decreased demand for COVID beds. | <sup>2</sup> Current COVID Testing Capacity metric reflects demand.

Metric will be updated once further information becomes available from Fulton County.

**Disclaimer:** All data used herein is not owned or maintained by the City of Atlanta. Data has been sourced from Fulton County Board of Public Health (FCBOH) & Atlanta-Fulton County Emergency Management Agency (AFCEMA). Fulton County-wide data is used as a proxy for severity in the City of Atlanta jurisdiction. Data will be updated based on changes made by FCBOH and AFCEMA. The City of Atlanta does not claim responsibility for the accuracy of the source data.